



# **Maesteg Golf Club Course Assessment**



### 1<sup>st</sup> Hole

#### Golfers

Wait for the 1<sup>st</sup> green to clear prior to teeing off. Check for other players located on or around the putting green and walking in from the 9<sup>th</sup> green.

#### Green Staff

Beware of Golfers and public when proceeding on paths with machinery and traffic when crossing forestry road.

Beware of golfers and golf balls at all times.

No ride on machinery to be used around the black triangles area of green side.

No ride on machinery to be used on the tees embankments.

PPE to be worn at all times.



## 2<sup>nd</sup> Hole



### Golfers

Check both the main road running parallel and the track crossing the fairway are clear. Confirm position of anyone who may be playing the 10<sup>th</sup> hole that runs parallel to the 2<sup>nd</sup>. Be aware of players teeing off the 1<sup>st</sup> behind you.

### Green Staff

Beware of Golfers and public when proceeding on paths with machinery and traffic when crossing forestry road.

Beware of golfers and golf balls at all times.

No ride on machinery to be used around the black triangles area of green side.

No ride on machinery to be used on the tees embankments.

PPE to be worn at all times.







4<sup>th</sup> Hole



**Golfers**

Try to ensure that anyone on the 10<sup>th</sup> green or 11<sup>th</sup> tees is aware of you prior to hitting a tee shot.  
Also be mindful of any players on the 15<sup>th</sup> fairway.

**Green Staff**

**Slopes and Gradients**

Fairways/Semi Rough/Rough **Must only** be cut in dry ground conditions and dry weather conditions, caution to be taken at all times. Red zone when wet

Zero turns on slopes. Only trained and experienced operators.

Beware of golfers and golf balls at all times.

Beware of Traffic, golfers and public when proceeding onto the forestry road.

No ride on machinery to be used on the tees embankments.

PPE to be used at all times.



5<sup>th</sup> Hole

**Golfers**

Be aware of players teeing off the 16<sup>th</sup> hole behind to the right. On your second shot, please check that the 17<sup>th</sup> green is clear prior to hitting an approach. You should also be aware of players on the 18<sup>th</sup> tee.

**Green Staff**

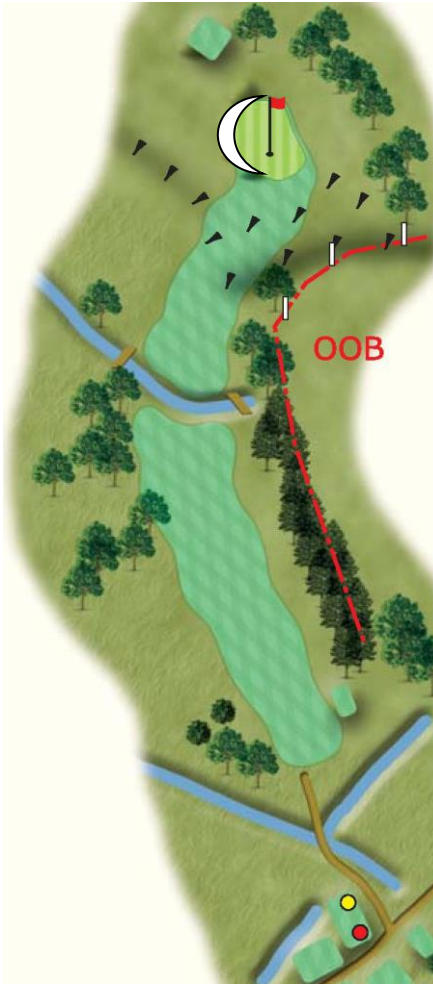
Beware of Golfers and public when proceeding on paths with machinery.

Beware of golfers and golf balls at all times.

No ride on machinery to be used on left hand greenside area marked in white.

No ride on machinery to be used on the tees embankments.

PPE to be used at all times.





6<sup>th</sup> Hole

**Golfers**

Check that the public footpath on the right hand side is clear and that there is no machinery, vehicles or persons travelling along the track to the right hand side. Be aware of players teeing off the 7<sup>th</sup> to the rear of the green. Do not try to retrieve any balls from the pond as it is very deep..

**Green Staff**

Beware of Golfers and public when proceeding on paths with machinery.

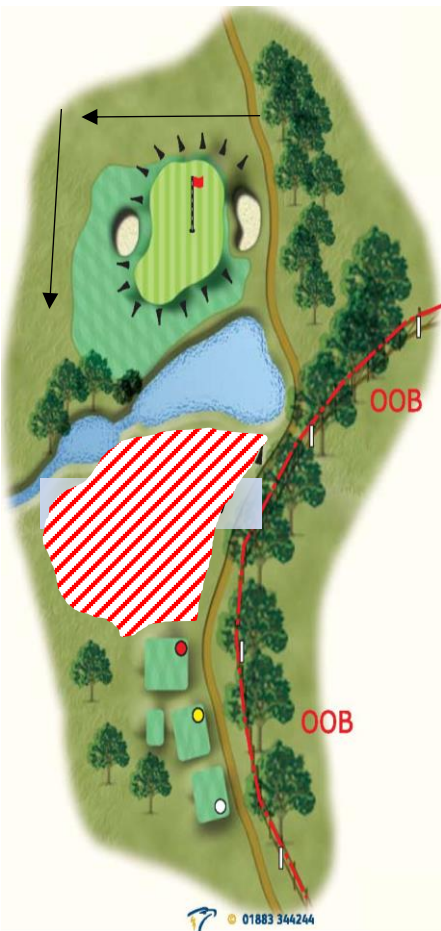
Beware of golfers and golf balls at all times.

The Green **Must Be** accessed with machinery from rear of green indicated with black arrows.

No ride on machinery to be used inside of the black border on the left/back/right greenside area.

No ride on machinery to be used on the tees embankments.

PPE to be used at all times.



**Figure 1**

01883 3





7<sup>th</sup> Hole

**Golfers**

The road on the right hand side must be clear prior to hitting your tee shot. The green must also be clear before teeing off. Be aware of anyone teeing off the 6<sup>th</sup>.

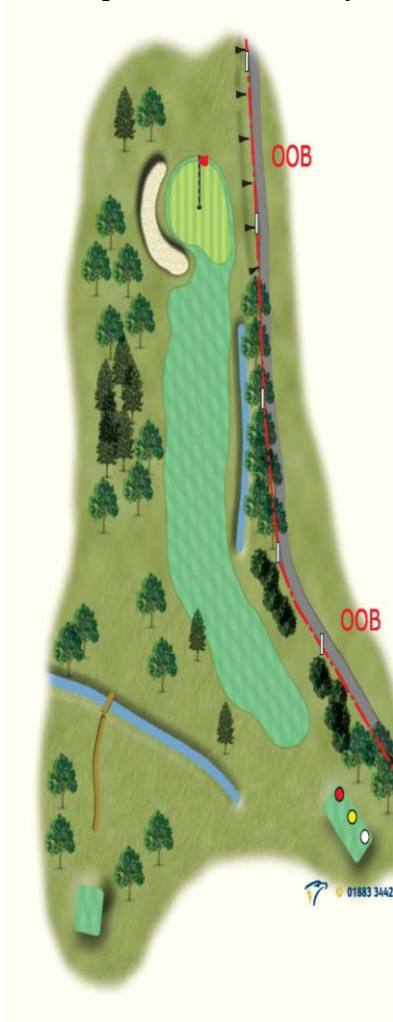
**Green Staff**

Beware of Golfers and public when proceeding on paths with machinery.

Beware of golfers and golf balls at all times.

No ride on machinery to be used on the tees embankments.

PPE to be used at all times.







8<sup>th</sup> Hole



**Golfers**

Be aware of anyone using the practice areas either side of the 8<sup>th</sup> fairway, and likewise approach shots should only be played when the fairway / green is clear. Players need to be aware players to their left on the 18<sup>th</sup> whilst on the tee and players to their right on the 9<sup>th</sup> for any approach down to the green.

**Green Staff**

Beware of Golfers and public when proceeding on paths with machinery.

Beware of golfers and golf balls at all times.

No ride on machinery to be used on the back of golf green embankment indicated in black triangles.

No ride on machinery to be used on the tees embankments.

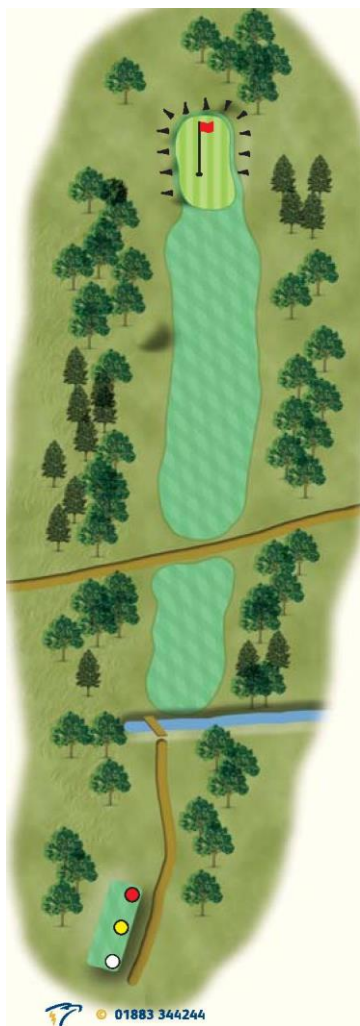
PPE to be used at all times.



9<sup>th</sup> Hole

**Golfers**  
Be aware of possible stray approach shots on the 8<sup>th</sup> hole to your right. Additionally you must confirm the green is clear prior to teeing off.

**Green Staff**  
Beware of Golfers and public when proceeding on paths with machinery.  
Beware of golfers and golf balls at all times.  
No ride on machinery to be used on the tees embankments.  
PPE to be used at all times.



10<sup>th</sup> Hole

**Golfers**

Check the track crossing the fairway is clear. Confirm position of anyone who may be playing the 2<sup>nd</sup> hole.

**Green Staff**

Beware of Golfers and public when proceeding on paths with machinery and traffic when crossing forestry road.

Beware of golfers and golf balls at all times.

No ride on machinery to be used around the black triangles area of green side.

No ride on machinery to be used on the tees embankments.

PPE to be worn at all times.



### 11<sup>th</sup> Hole

#### **Golfers**

You should be aware of other matches teeing off on the 4<sup>th</sup> and 15<sup>th</sup> holes. The copse of trees either side of the fairway must not be entered when looking for balls.

#### **Green Staff**

Beware of Golfers and public when proceeding on paths with machinery and traffic when crossing forestry road.

Beware of golfers and golf balls at all times.

No ride on machinery to be used around the black triangles area of green side. When wet conditions present

No ride on machinery to be used on the tees embankments.

PPE to be worn at all times.



## 12<sup>th</sup> Hole

### Golfers

Wait to hear bell prior to teeing off. Be aware of players on the 11<sup>th</sup> green putting out. Additionally wait for anyone on the public footpath in the field to the right to pass prior playing. Beware of drop into

### Green Staff

Beware of Golfers and public when proceeding on paths with machinery and traffic when crossing forestry road.

Beware of golfers and golf balls at all times.

No ride on machinery to be used on the tees embankments.

PPE to be worn at all times.



13<sup>th</sup> Hole



**Golfers**

Ensure that anyone teeing of the 14<sup>th</sup> or putting on 12<sup>th</sup> is aware prior to hitting your tee shot. Also be aware of any stray approach shots from 12<sup>th</sup> to your right.

**Green Staff**

Beware of Golfers and public when proceeding on paths with machinery and traffic when crossing forestry road.

Beware of golfers and golf balls at all times.

No ride on machinery to be used around the black triangles area of green side **Red Zone**

No ride on machinery to be used on the tees embankments.

PPE to be worn at all times.



## Maesteg Golf Club-Course Safety Guidelines



### 14<sup>th</sup> Hole

#### **Golfers**

Ensure that anyone teeing of the 13<sup>th</sup> or putting on 12<sup>th</sup> is aware prior to hitting your tee shot. Also be aware of any stray tee shots from 13<sup>th</sup> to your left.

#### **Green Staff**

Beware of Golfers and public when proceeding on paths with machinery.

Beware of golfers and golf balls at all times.

No ride on machinery to be used on the tees embankments.

PPE to be used at all times.



01883 344244





## 15<sup>th</sup> Hole

### Golfers

Players need to be fully aware of anyone teeing off the 11<sup>th</sup> or players from the 4<sup>th</sup> that may have strayed onto the 15<sup>th</sup> hole prior to hitting a tee shot and approach shots.

### Green Staff

#### Slopes and Gradients

Fairways/Semi Rough/Rough **Must only** be cut in dry ground conditions and dry weather conditions, caution to be taken at all times. Red zone when wet

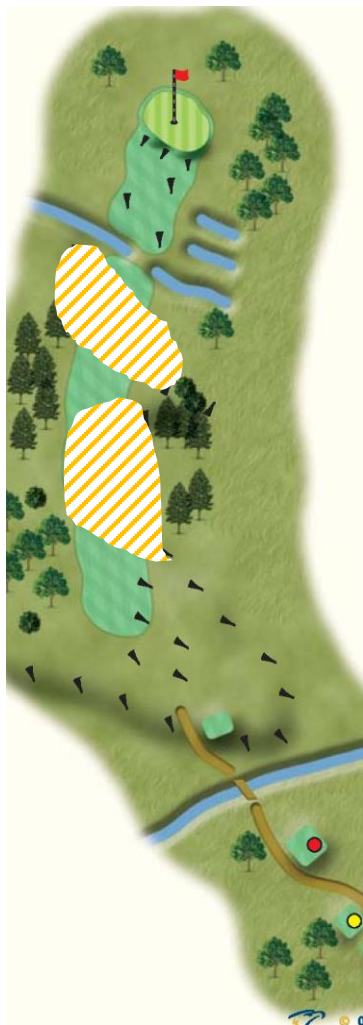
Zero turns on slopes. Only trained and experienced operators.

Beware of golfers and golf balls at all times.

Beware of Traffic, golfers and public when proceeding onto the forestry road.

No ride on machinery to be used on the tees embankments.

PPE to be used at all times.





16<sup>th</sup> Hole

**Golfers**

The road to the left hand side of the hole must be clear prior to any tee shot being hit. You should also be aware of anyone on the 5<sup>th</sup>tee to your left

**Green Staff**

Beware of Golfers and public when proceeding on paths with machinery and traffic when crossing forestry road.

Beware of golfers and golf balls at all times.

No ride on machinery to be used around the black triangles area.

No ride on machinery to be used on the tees embankments.

PPE to be worn at all times.





17<sup>th</sup> Hole

**Golfers**

The road crossing the hole must be clear before hitting a tee shot. Whilst putting players need to be aware of possible approach shots being hit on the 5<sup>th</sup> hole to the left.

**Green Staff**

Beware of Golfers and public when proceeding on paths with machinery and traffic when crossing forestry road.

Beware of golfers and golf balls at all times.

No ride on machinery to be used around the black triangles area of green side **Red Zone**

No ride on machinery to be used on the tees embankments.

PPE to be worn at all times.



18<sup>th</sup> Hole

**Golfers**

Be aware of shots to the 5<sup>th</sup> green. Ensure fairway / green is cleared by the group ahead or crossing on the 8<sup>th</sup> prior to hitting any approach shot to the green.

**Green Staff**

Beware of Golfers and public when proceeding on paths with machinery and traffic when crossing forestry road.

Beware of golfers and golf balls at all times.

No ride on machinery to be used on the tees embankments.

PPE to be worn at all times.

